

Electrical heating tape for temperature maintenance of process temperatures of pipework and vessels in safe or hazardous locations

Selflimiting heating tape

200°C

- Automatically adjusts heat output in response to increasing or decreasing pipe temperature
- Can be cut to length with no wastage
- Will not overheat or burnout, even when overlapped
- Power output up to 55W/m
- Full range of controls and accessories
- Available for 220 -277VAC (110 - 120VAC on request)

Features

ILH is an industrial grade, self-regulating heating tape that can be used temperature maintenance of process temperature up to 150°C.

It can be cut to length on site and exact piping lengths can be matched without any complicated design considerations.


ILH is approved for use in non-hazardous, hazardous and corrosive environments to world wide standards.

Its self-regulating characteristics improve safety and reliability. ILH will not overheat or burnout, even when overlapped upon itself.

The installation of ILH heating tape is quick and simple and requires no special skills or tools. Termination, splicing and power connection components are all provided in convenient kits.

Options

- ILH Basic heating tape, protected against chemical and environmental attacks. The basic heating strip must be protected against mechanical stress during operation.
- ILH..C Tinned copper braid for non-hazardous areas, hazardous areas or where traced equipment does not provide an effective earth path, eg. plastic pipework.
- ILH..CF Fluoropolymere outerjacket over tinned copper braid provides protection where corrosive chemical solutions or vapours may be present.



Technical Data

Maximum temperature	150 °C (302°F)
Max. temperature switched off	200°C (392°F)
Minimum installation temperature	-30°C (-22°F) CENELEC -20°C (-4°F)
Voltage	220 – 277VAC (110 – 120VAC)
Temperature class	with braiding = T2 (300°C) With braiding and outer sheath = T3 (200°C)




Maximum resistance of braiding	≤18.2Ohm/km
--------------------------------	-------------

Weights and dimensions

Type Ref	Nominal dimension (mm)	weight kg/100m	Min. bedding-radius	Gland
ILH .. C	11,4 x 4,4	11,7	25mm	M20
ILH .. CF	12,2 x 5,2	15,4	30mm	M20

„C“ means tinned copper braiding

Approvals

Approval	Certificate.	Standard
CENELEC 	SCS Ex 99E3175*	EN60079-0, EN60079-7
ATEX 	Sira 02ATEX3072	EN60079-0, EN60079-7 & IEC62086
IEC 	Sira 02Y3062	CEI IEC62086 & IEC60079-7
FM 	3009080	ANSI/IEEE Std 515
CSA 	214197-1295278	C22.2 No. 130.1 C22.2 No. 130.2 C22.2 No. 138
Lloyds Register 	02/00062	EN60079-0/ EN60079-7

Other approvals on request.

Order information

example

ILH 30 - 2 - CF

Quinterm ILH	
Power output	30W/m at 5°C
Voltage	220 - 277VAC
tinned copper braiding	
Fluoropolymere outer sheath	

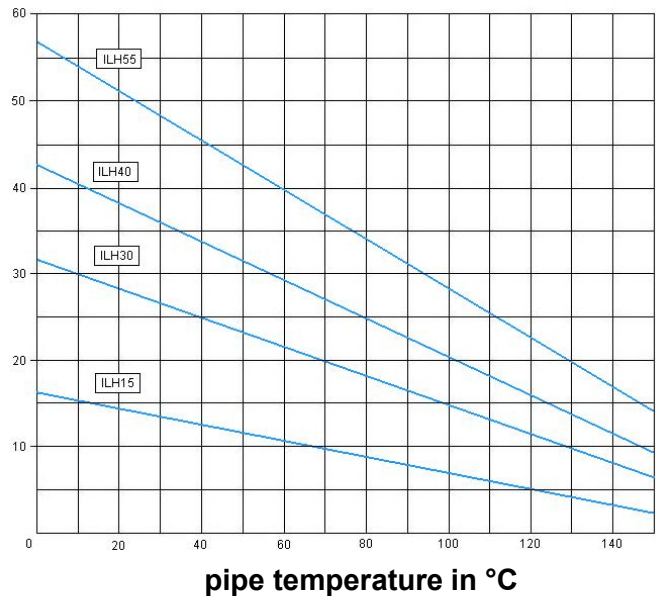
Maximum length(m) depending on breaker size

Cat Ref	Start up Temperature	230V				
		6A	10A	16A	20A	25A 30A
ILH15	10°C	68	112	162		
	0°C	64	106	162		
	-20°C	56	94	150	162	
	-40°C	50	84	134	162	
ILH30	10°C	34	58	92	114	
	0°C	34	56	88	112	114
	-20°C	30	50	82	102	114
	-40°C	28	46	74	94	114
ILH40	10°C	26	42	66	84	98
	0°C	24	40	64	80	98
	-20°C	22	36	58	72	90
	-40°C	20	34	52	66	82
ILH55	10°C	20	32	52	64	80
	0°C	18	30	50	62	78
	-20°C	16	28	44	56	70
	-40°C	16	26	40	50	64

Breaker characteristic type C acc. BS EN60898

Nominal power output at 230V, ILH installed on insulated metal pipes.

W/m



Accessories

Quintex supply a complete range of accessories including termination/splice kits, end seals, junction boxes and controls. Those product are recommend for a safe and long term operation

Additional information

Please pay attention to our installation manual



0518